



Edition/ actualisation date	<b>Product Card</b>		Page 1 from 1
2014-10-07 / 2014-10-07			
Name of the machine	<b>Snow plow REX</b>		

## Purpose

REX snow plow with a working width 1.5 m or 1.2 m is designed to work with different types of micro-tractors. Its construction is modular: plow with hydraulic lifting and turning system is an independent module attached to a particular type of tractor with a suitable bracket.

The brackets are produced in versions adapted to different tractors. When ordering, is required to specify type of the tractor with which the plow has to work. There are two external hydraulic outputs required to steer the plow pulse-controlled. In case of absence of the two outputs, we can provide with installation of an additional hydraulic distributor on the tractor.

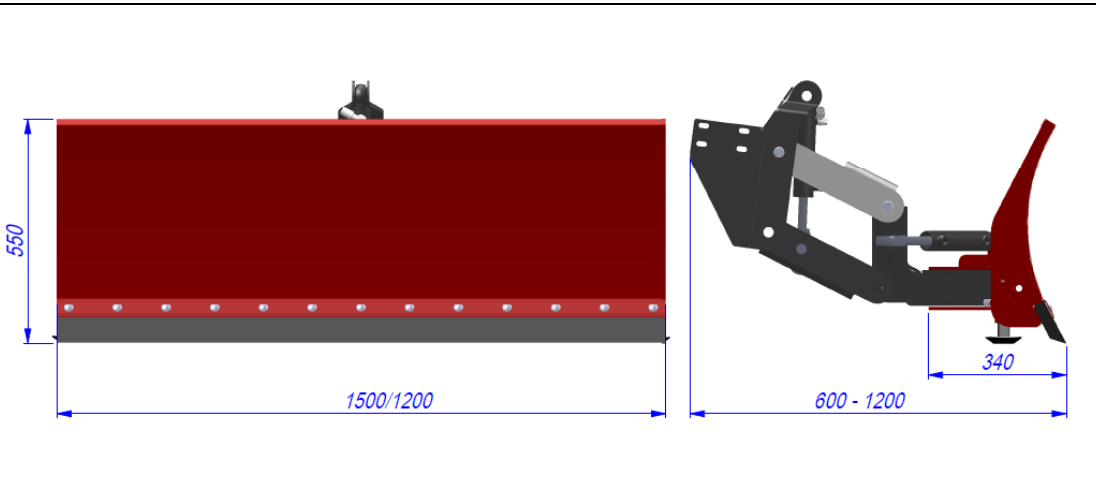
Raising REX up and down takes place hydraulically by actuator. Rotating right-left can be implemented by actuator or manually.



## Technical specifications

	REX 1.2	REX 1.5
Mounting method	The bracket from the front. Category 2	
Width	1200 mm	1500 mm
Length	600 - 1200 mm (depends on bracket version)	
Height	550 mm	
Plow lifting	hydraulic	
Plowshare rotation	hydraulic/manual	
Tractor hydraulic pump output	18 - 25 lts/min	
Wight	55 kgs	70 kgs

## Shipment data

Length	600 mm	
Width	1 200 / 1 500 mm	
Height	600 mm	